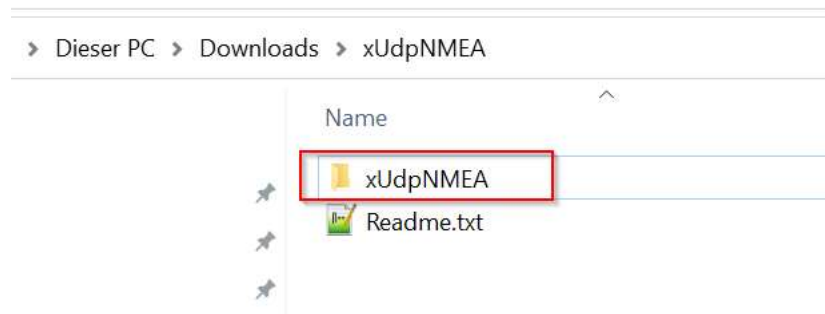


1. download plugin xUDPNMEA from:

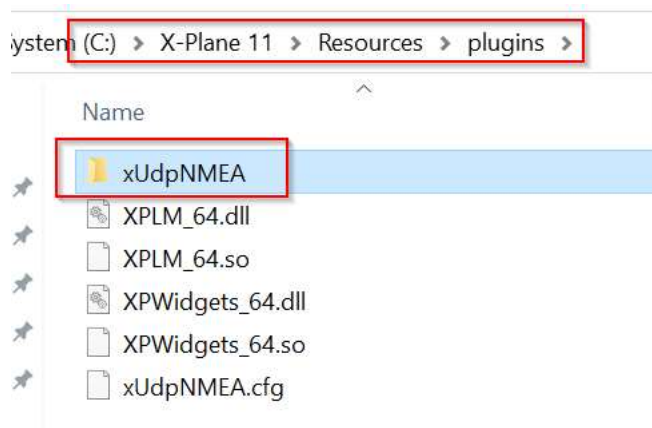
<https://www.pocketfms.com/Downloads/Program/xUdpNMEA.zip>

2. extract the ZIP file

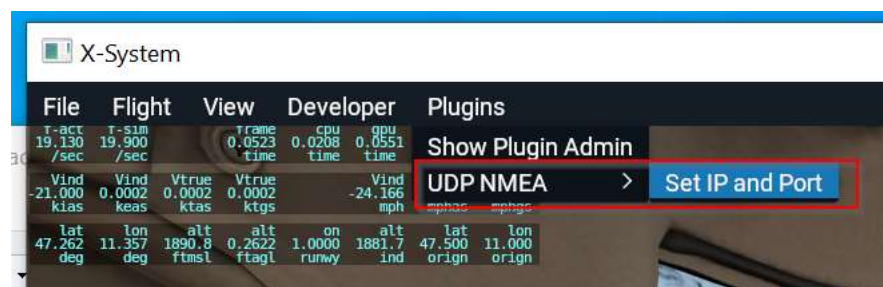
3. copy folder xUDPNMEA



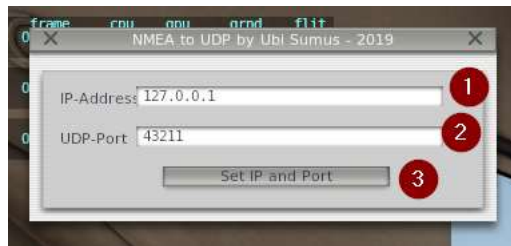
to C:\X-Plane 11\Resources\plugins



4. start X-Plane and open the Plugins menu



5. set IP and Port



If EasyVFR is running on the same machine like XP11 use IP 127.0.0.1. For any other device enter IP of that device. For EV4 use port 43211. Confirm the with click on the button (3). Close the plugin dialog.

6. start EasyVFR. It will detect data from XP11 automatically

